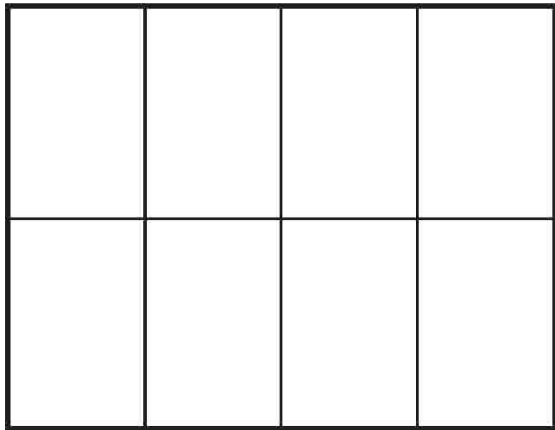
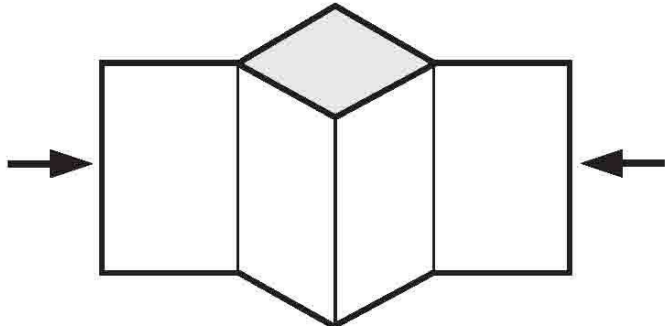


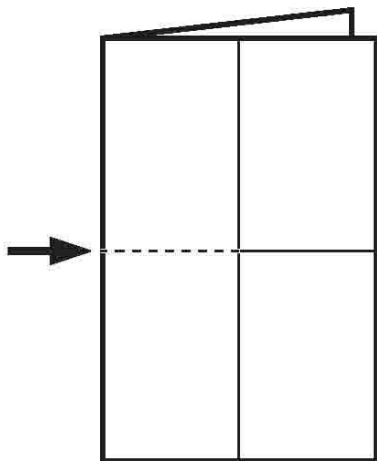
# Fabriquer un mini-livre



① Plier la feuille sur tous les traits




④ Pousser des deux côtés



② Plier en 2 et couper sur les pointillés



⑤ Plier le livre et le fermer!





③ Ouvrir et plier dans la longueur

**Bravo!**





Noëlie ..... mon amie.





Je .....  
dans la classe.

Nous .....  
ensemble à la récréation.




Aujourd'hui je .....  
à l'école.

La maîtresse .....  
une histoire.


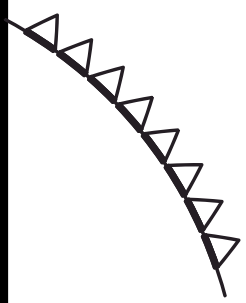


Un livre de .....

J' ..... bien  
l'école!




A bientôt!







A l'école!




Un livre de.....



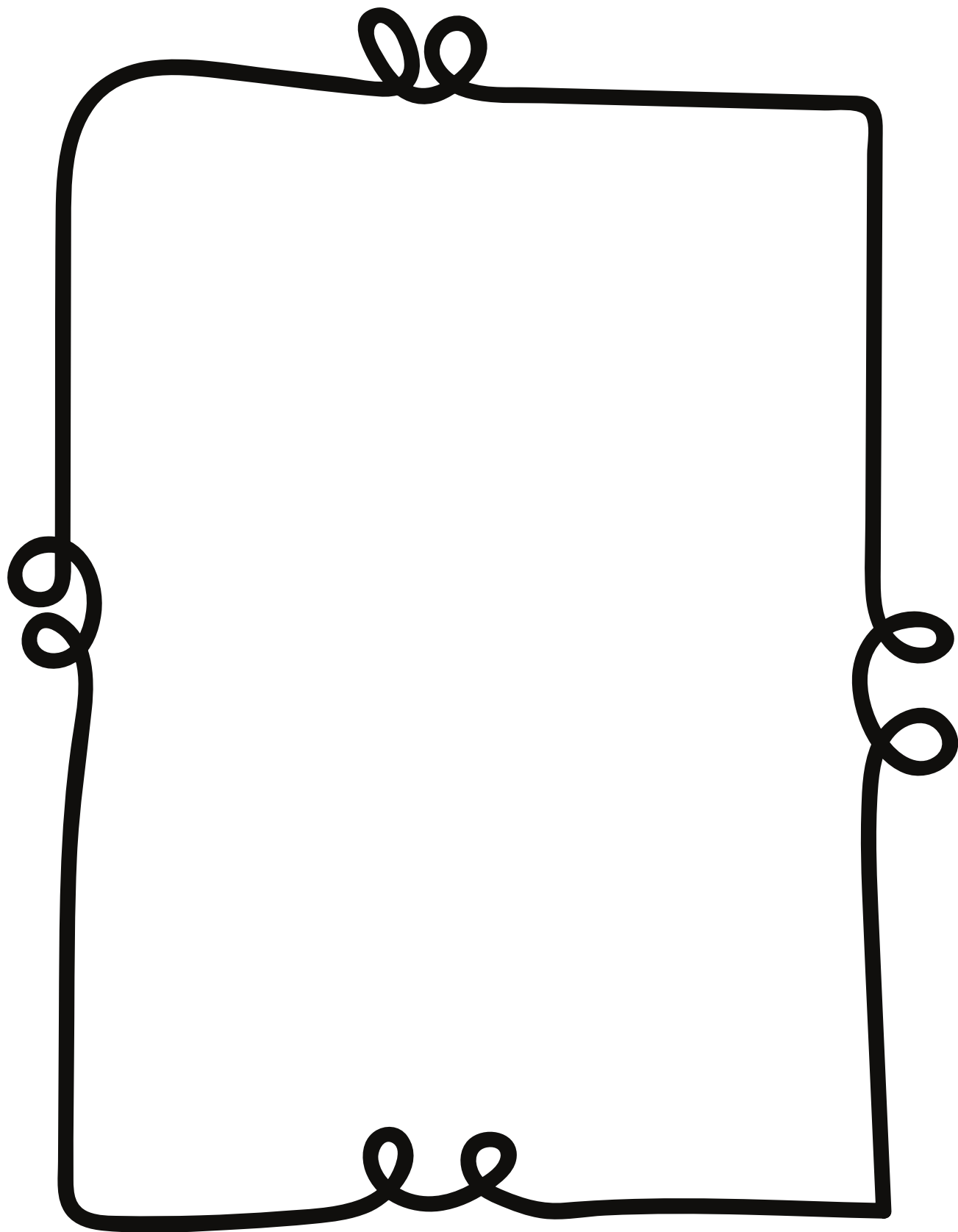
Aujourd'hui je.....  
à l'école.



Je .....  
dans la classe.




Noélie ..... mon amie.




Nous .....

ensemble à la récréation.



La maîtresse .....  
une histoire.



J'..... bien  
l'école!