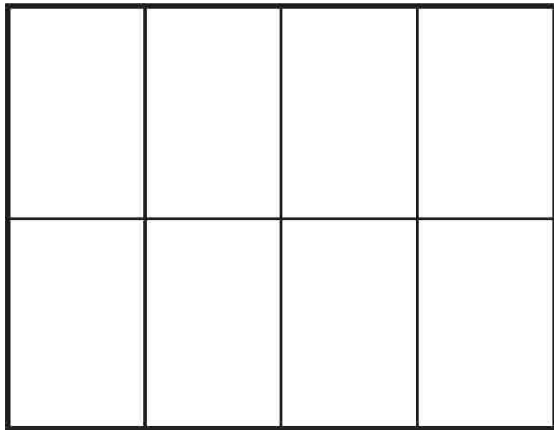
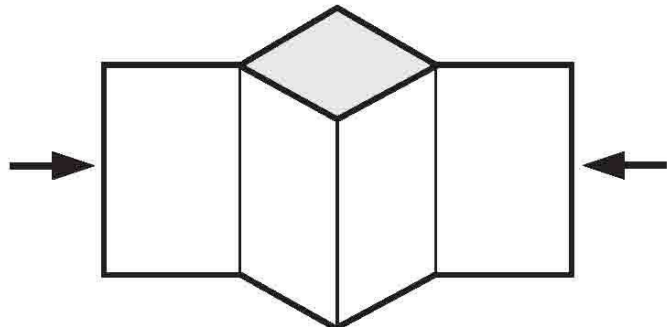


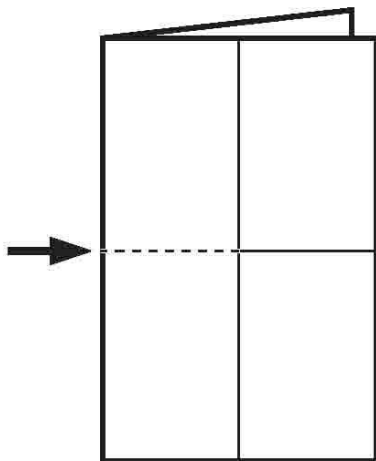
# Fabriquer un mini-livre



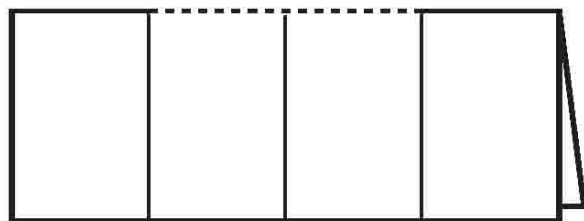
① Plier la feuille sur tous les traits



④ Pousser des deux côtés



② Plier en 2 et couper sur les pointillés




③ Ouvrir et plier dans la longueur



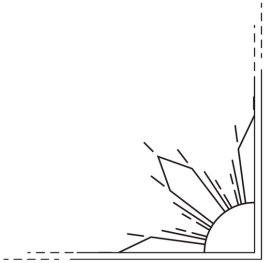
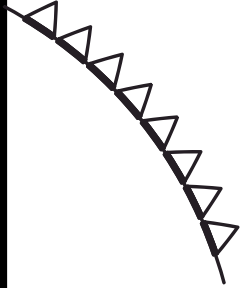
⑤ Plier le livre et le fermer!

**Bravo!**


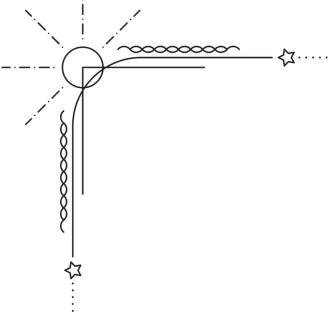




A bientôt!




Quand je serai grand / grande  
je serai.....




Le livre de

.....




Mon animal préféré,  
c'est .....



C'est moi!


J'ai .....ans.

J'habite.....



Voilà ma famille.

J'ai ..... frères et .....sœurs.



J'aime .....

J'adore .....

Je n'aime pas.....

